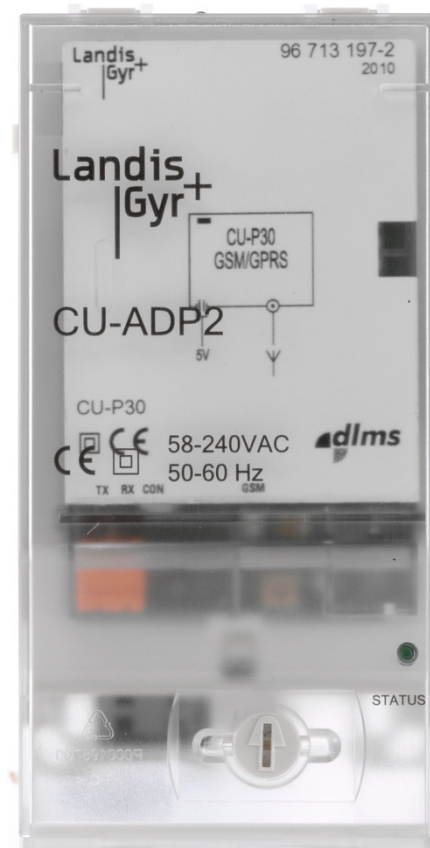


CU-ADP2
E65C
Technical Data



The E65C CU adapter CU-ADP2 permits the external operation of Landis+Gyr communication units (from 2nd generation onwards) together with meters, in which no communication unit can be fitted. It generates the supply voltage for the built-in communication unit from the mains voltage.

Date: 15.12.2010

Filename: D000039354_CU-ADP2_Technical_Data_EN_c.docx

Copyright © 2010 Landis+Gyr Investments AG

D000039354 EN c

Revision history

Version	Date	Comments
a	29.11.2010	First edition
b	8.12.2010	Second page layout updated
c	15.12.2010	Insulation strength details added

Copyright © 2010 Landis+Gyr Investments AG. All rights reserved. Subject to change without notice.

Landis+Gyr and Gridstream are trademarks of Landis+Gyr Investments AG.

All Landis+Gyr products and solutions have been designed and developed for the best possible performance. Functionality of this product may vary depending on the system environment. You are strongly advised to only use solutions and products recommended by Landis+Gyr. You are strictly forbidden from making any changes, alterations or modifications whatsoever to the product without Landis+Gyr's written permission.

If you use solutions or products not recommended by Landis+Gyr, or if the product is changed, altered or modified in any way, you agree to assume all responsibility and risk for the operation of such system, and all possible warranties from Landis+Gyr are immediately revoked. Landis+Gyr will not be liable for any loss or damage, including without limitation any direct, indirect, consequential, special or incidental damages arising out of, based on, or resulting from the use of non-recommended solutions or any such changed, altered or modified products or product solutions.

No parts of this document may be reproduced, stored in retrieval system, or transmitted in any form or by any means without prior written permission of Landis+Gyr.

Landis+Gyr assumes no responsibility for errors in this material or for any other damage, direct or indirect, caused by use of the same.

Any brand or product names mentioned in this manual may be trademarks or registered trademarks of their respective owners used here for identification only.

E65C CU-ADP2 - Technical Specifications

Application

Function

The CU-ADP2 CU adapter permits the external operation of Landis+Gyr communication units (from 2nd generation onwards) together with meters, in which no communication unit can be fitted. It generates the supply voltage for the built-in communication unit from the mains voltage.

Voltage

1-phase Rated Voltage U_n 58 to 240 V AC

DC Voltage U_n 125 to 245 V DC

Voltage Range 80 to 115% U_n

Frequency

Rated Frequency f_n 50 or 60 Hz

Operating Behaviour

Voltage Failure (Power Down)
bridging time at 230 V < 2 s

Voltage Restoration (Power Up)
function standby after 1 s

Power Consumption

At 230 V
without communication unit 0.3 W / 1.0 VA
with CU-G2x (data transmission) 3.5 W / 7.3 VA

Environmental Influences

Temperature Range to IEC 62052-11
operation -40 °C to +70 °C
storage -40 °C to +85 °C

Impermeability according to IEC 60529 IP51

Electromagnetic Compatibility


Electrostatic Discharges to IEC 61000-4-2
contact discharge 15 kV

Radio Interference Suppression
according to IEC/CISPR 22 class B

Fast Transient Surge Test to IEC 61000-4-5
current and voltage circuits 6 kV

Insulation Strength

With Built-in Communication Unit

insulation strength 4 kV at 50 Hz for 1 min
pulse voltage 1.2/50 μ s to IEC 62052-11
current and voltage circuits 8 kV
protection class according to IEC 60050-131  2

Display

Voltage Indication green LED

Output

Communication Unit Power Supply 12.0 \pm 5% V DC
over the entire input voltage range

Maximum Current 400 mA

Connections

Terminal Layout



Mains voltage connector

Communication Unit Power Supply
10-pin plug

Mains Voltage Connection
2-pin screwless spring-type terminal WAGO

Material

Case and transparent cover polycarbonate and
10% glass fibre

Weight and Dimensions

Weight (without Communication Unit or Adapter
Plate) 221 g

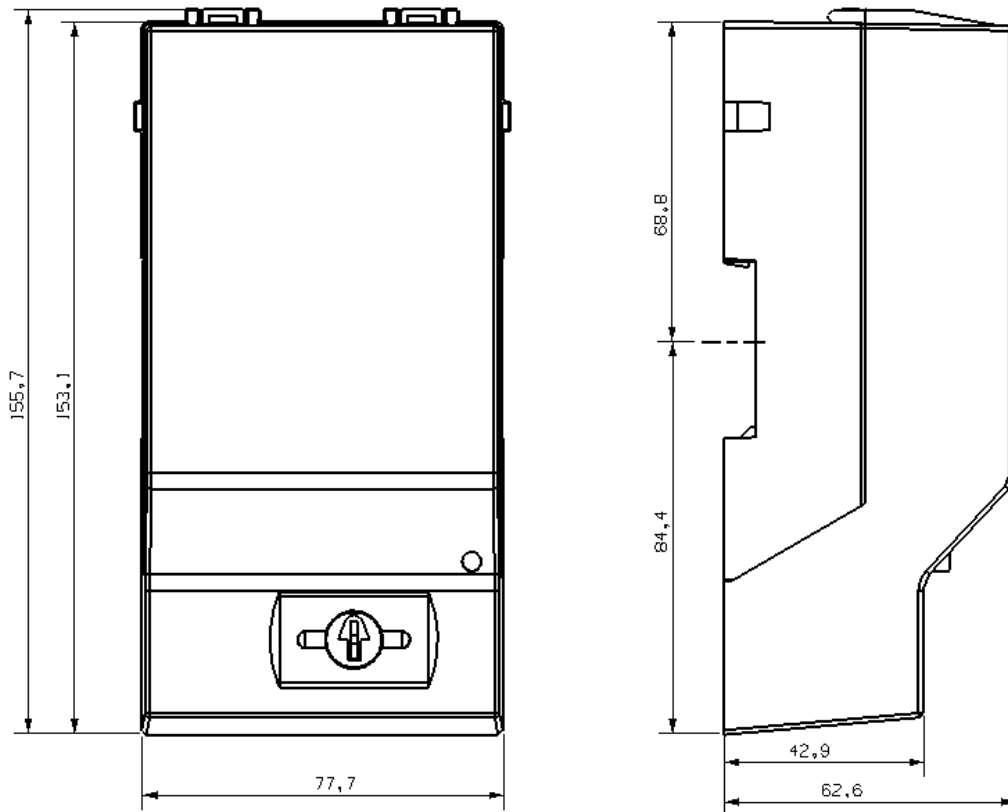
Weight (without Communication Unit, with Adapter
Plate) 263 g

External Dimensions (see also "Dimensions" below)
width 77.7 mm
height 155.7 mm
depth 62.6 mm

Suspension Triangle

height 125 mm
width 65 mm

Dimensions



Copyright © 2010 Landis+Gyr Investments AG. All rights reserved. Subject to change without notice.

Contact:
Landis+Gyr Investments AG
Theilerstrasse 1
CH-6301 Zug
Switzerland
Phone: +41 41 935 6000
www.landisgyr.com